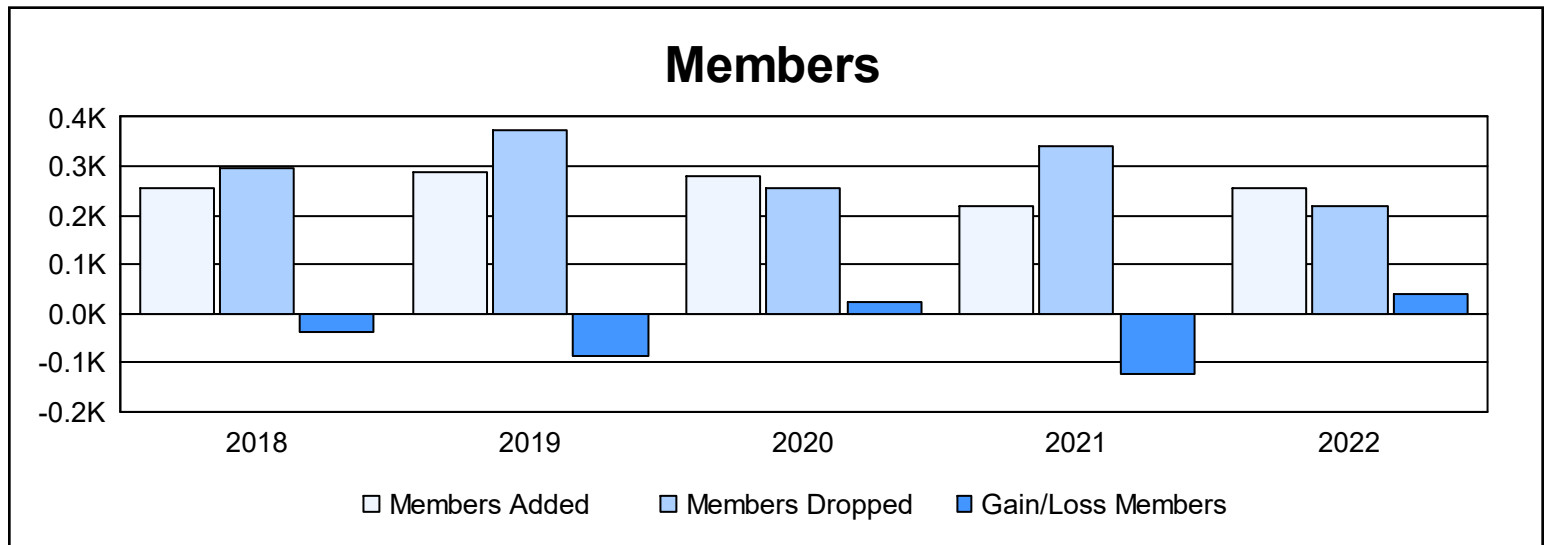
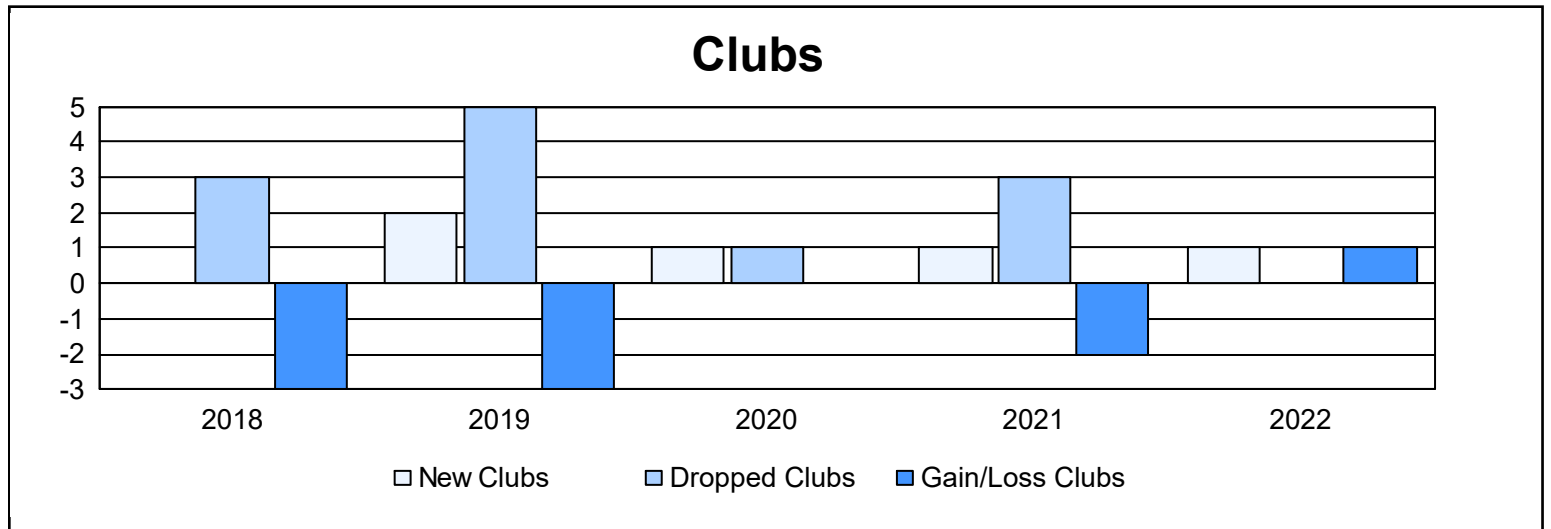
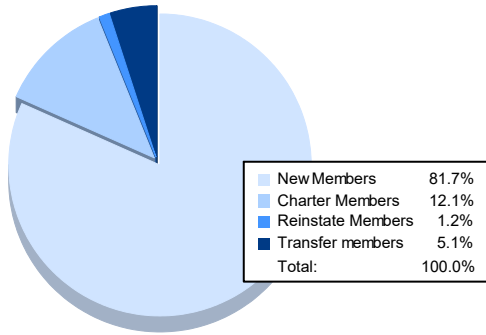


Year	New Clubs	Dropped Clubs	Gain/ Loss Clubs	New Members	Charter Members	Reinstate Members	Transfer Members	Total Member Added	Total Members Dropped	Gain/ Loss Members
2017-2018	0	3	-3	240	0	8	9	257	295	-38
2018-2019	2	5	-3	229	52	1	6	288	375	-87
2019-2020	1	1	0	226	40	12	3	281	256	25
2020-2021	1	3	-2	181	25	6	6	218	340	-122
2021-2022	1	0	1	210	31	3	13	257	219	38
<b>Average</b>	<b>1</b>	<b>2</b>	<b>-1</b>	<b>217</b>	<b>30</b>	<b>6</b>	<b>7</b>	<b>260</b>	<b>297</b>	<b>-37</b>



### Membership Composition June 2022 Cumulative



### Gender Composition June 2022 Cumulative

